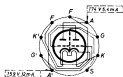
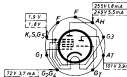


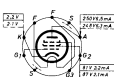
ECC 85  
6,3 V 0,435A



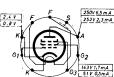
ECH 81  
6,3 V 0,3A



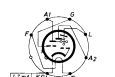
EF 80  
6,3 V 0,2A



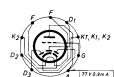
EF 80  
6,3 V 0,2A



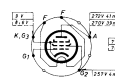
EM 34 od. EM 35  
6,3 V 0,2A



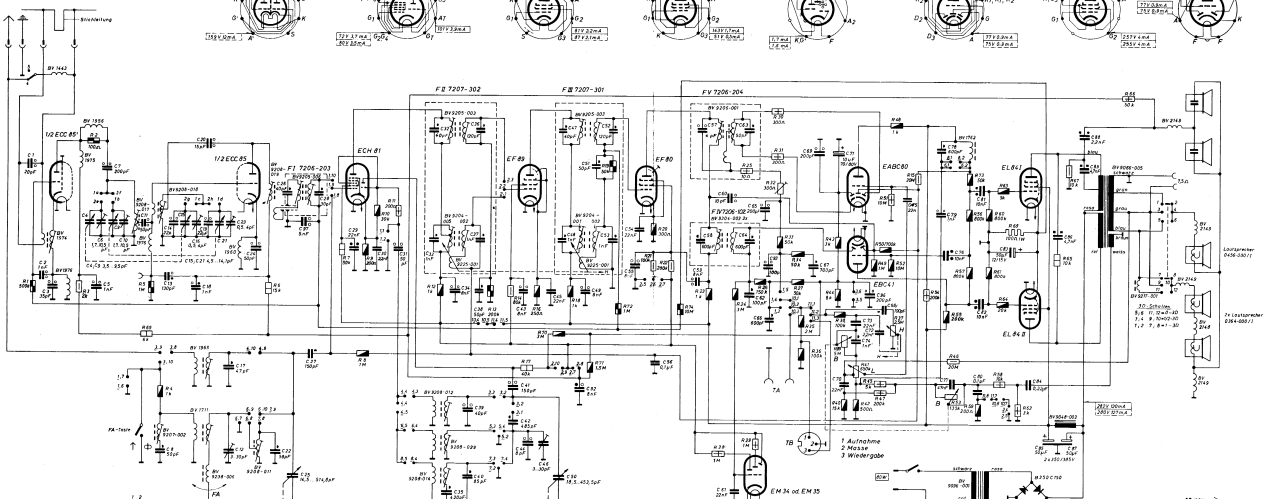
EABC 80  
6,3 V 0,43A




EL 84 I II  
6,3 V 0,76A



EBC 41  
6,3 V 0,23A



EM - Spulensatz-7221-005 ZF=10,7 MHz  
 AM - Spulensatz-7225-005 ZF=465 kHz  
 Spannungen mit Grundig-Röhrenvoltmeter  
 gegen Masse gemessen.  
 Maßwerte gelten bei 220V-Netz (Mittelwert).  
 ohne Antennensignal  
 Änderungen vorbehalten.



**GRUNDIG WERKE GMBH FURTH (BAY.)**

**Schaltplan „AM FM-Super 4055 W/3D“**

1	2	3	4	5	6	7	8	9	10	11	12	13	14	15	16	17	18	19	20	21	22	23	24	25	26	27	28	29	30	31	32	33	34	35	36	37	38	39	40	41	42	43	44	45	46	47	48	49	50	51	52	53	54	55	56	57	58	59	60	61	62	63	64	65	66	67	68	69	70	71	72	73	74	75	76	77	78	79	80	81	82	83	84	85	86	87	88	89	90	91	92	93	94	95	96	97	98	99	100
---	---	---	---	---	---	---	---	---	----	----	----	----	----	----	----	----	----	----	----	----	----	----	----	----	----	----	----	----	----	----	----	----	----	----	----	----	----	----	----	----	----	----	----	----	----	----	----	----	----	----	----	----	----	----	----	----	----	----	----	----	----	----	----	----	----	----	----	----	----	----	----	----	----	----	----	----	----	----	----	----	----	----	----	----	----	----	----	----	----	----	----	----	----	----	----	----	----	----	-----